

Upgraded GUI for Classic GSafe

Gsafe updates to the Graphical User Interface (GUI).

For all that may not be aware, our Safety Management System software is migrating to a new and updated software environment. This brings an updated the look and feel to the newer product which appears with a very different GUI to the system used for many years as well as improved stability and increased functionality.

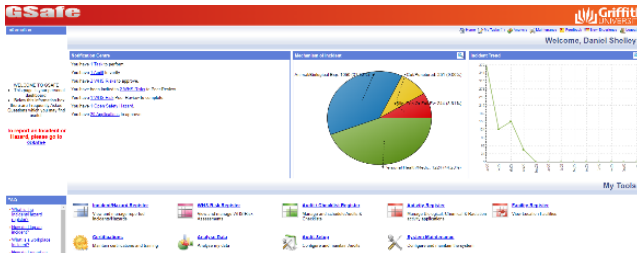


Figure 1 – Existing GSafe




Figure 2 – New Gsafe+ 'Gsafe plus'

What has moved?

Not all modules have moved to the new environment and this previously has meant some functions of our RiskWare product appear in a totally new interface while others remain in the previous environment within the interface that most have known for some time.

The modules that currently operate in the new environment are:

- Incident and Hazard reporting,
- And most recently,
- Checklists & Inspections (not currently live for all users).

Modules in the existing environment (now with the option to view with 'New Experience'):

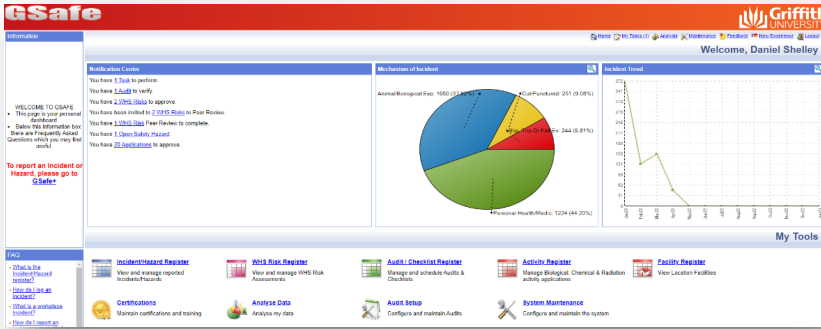
- Activity Register
- Risk Assessment / WHS Risk Register
- Certifications
- Facility Register

Updated Views for the 'classic' Gsafe

An upgrade of the existing environment has enabled a new style to be applied to the 'Classic View' to enable the look and feel of the modules still in the previous environment to appear similar to the interface for the new environment. These views are referred to in the system as 'Classic View' and 'New Experience' respectively and the guide below shows how to switch view modes to use one or the other as the user prefers.

Please note that the new product Gsafe Plus does not have the capability to appear as the 'Classic' Gsafe. The view changes in 'Classic' are to enable a more user friendly experience similar to that already provided in Gsafe+.

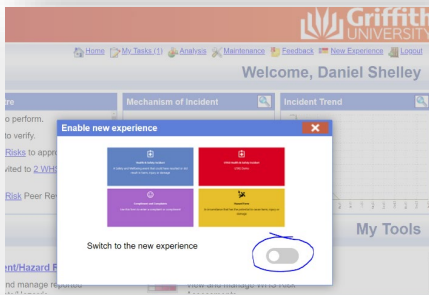
Selecting your 'Experience' or 'View'



From the 'Classic view'

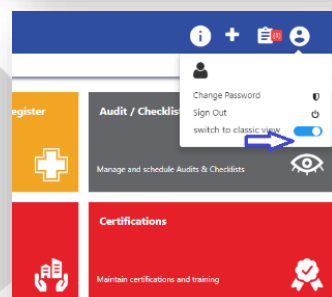
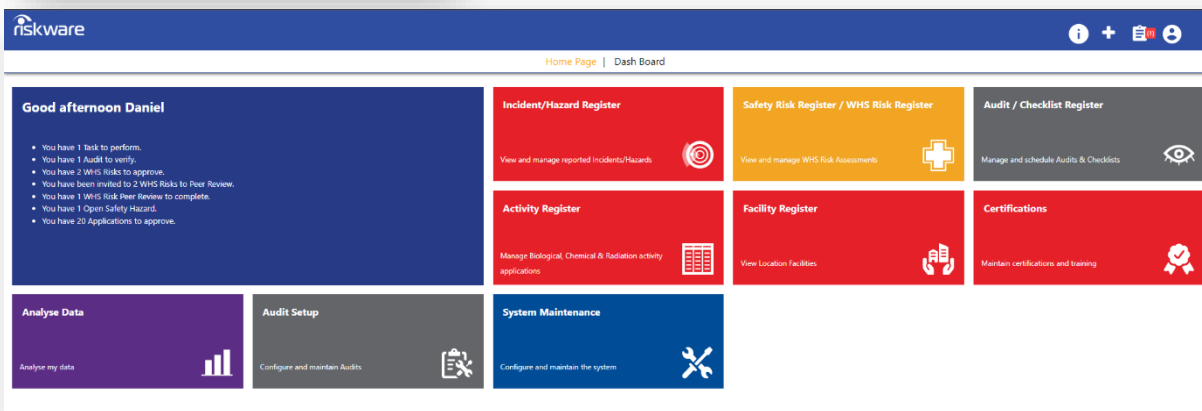


Select the 'New Experience' link.



Enable the 'Switch to New Experience' button.

The GUI now appears as below.



To return to Classic View click the user icon in the top right and select 'Switch to Classic View'.

For further advice and assistance contact your local H&S General advisor or email hrandsafety@griffith.edu.au