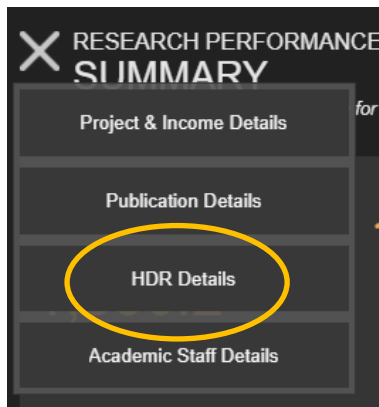
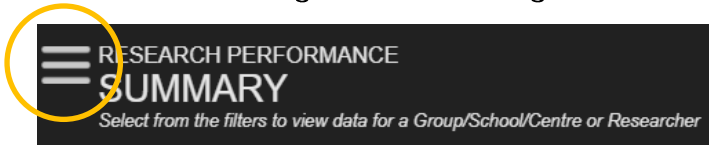
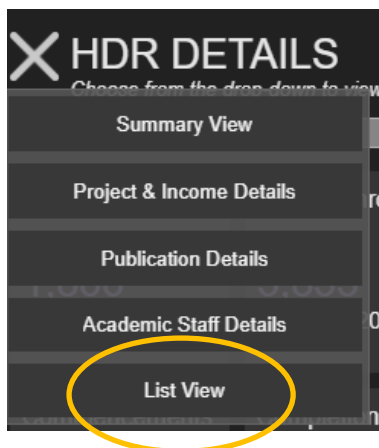


Instructions to view your HDR supervisor accreditation status

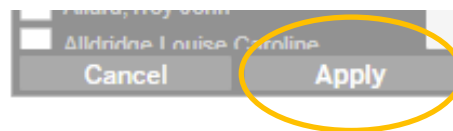
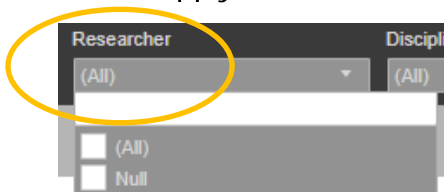
1. If you are off campus, ensure you are logged into the VPN
2. Log into <https://tableau.griffith.edu.au/#/views/ResearchPerformanceDashboard/SummaryView>
3. Use the burger menu to navigate to HDR Details. It looks like this:



4. Use the burger menu again to swap over to list view



5. Use the researcher filter on the right side of the page to find your name. Select 'apply'



6. Your current supervisor accreditation will show up in column 7. e.g.

SUPERVISOR ACCREDITATION

Transitional

SUPERVISOR ACCREDITATION

Accredited

or